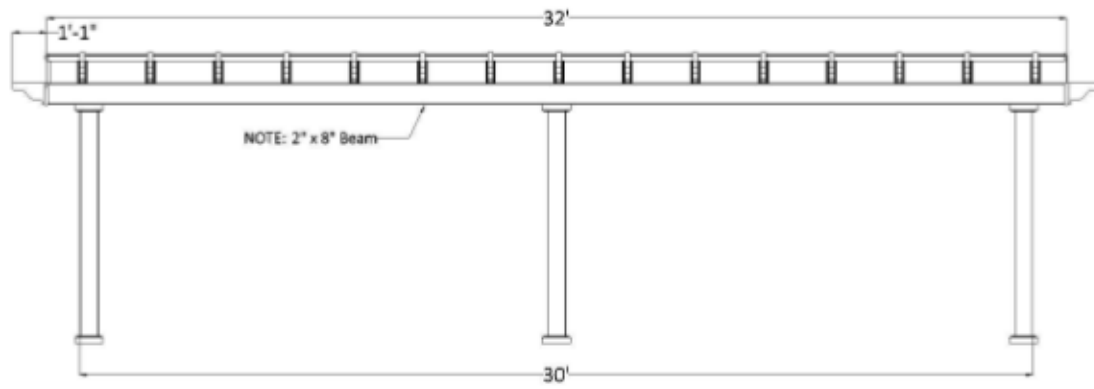


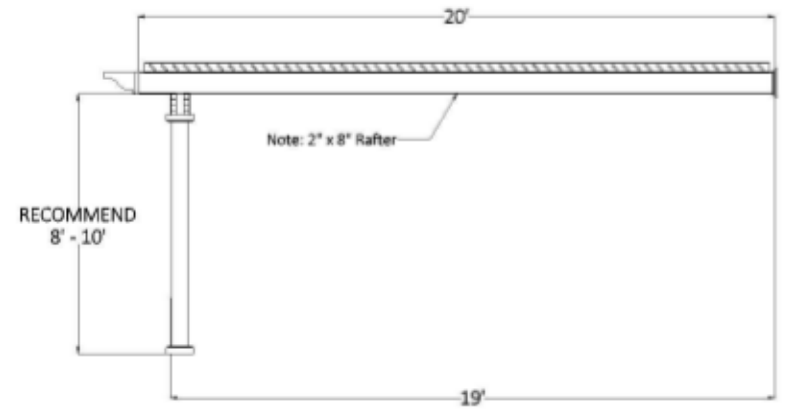
FRONT ELEVATION



Post on Center Measurement

5" Square Post	355"
7" Square Column	349 1/2"
7" Round Column	349 1/2"
10" Round Column	347 3/4"

SIDE ELEVATION



Center of Post to Structure Measurement

5" Square Post	225 1/2"
7" Square Column	222 3/4"
7" Round Column	222 3/4"
10" Round Column	221 7/8"

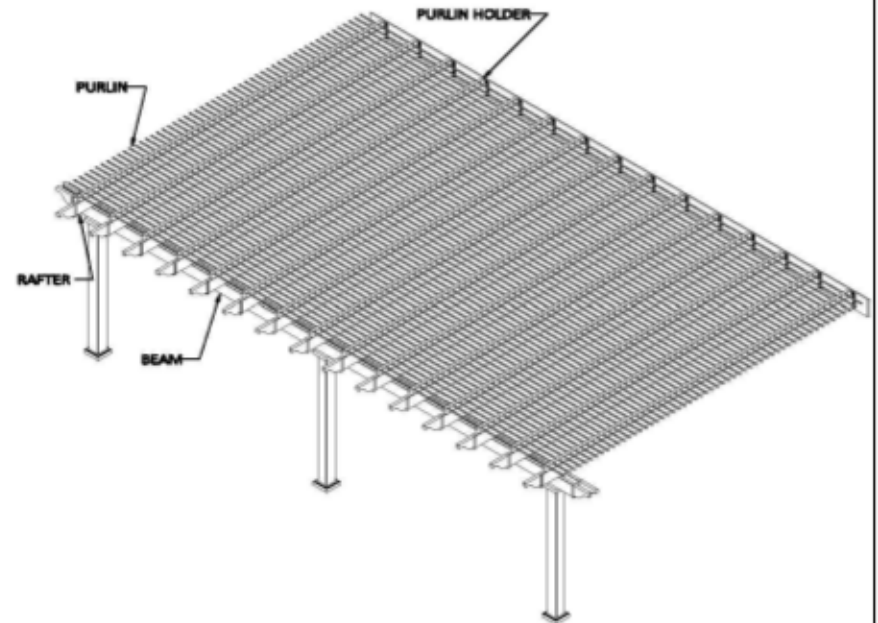

20' x 32' ATTACHED PERGOLA

SunsetPergolaKits.com

1-800-430-1690



PLAN VIEW



STRUCTURAL COMPONENTS

DESCRIPTION	QTY.
7" COLUMN ASSEMBLY W POST MOUNT	3
2 X 8 BEAM WITH ALUMINUM INSERT	4
2 X 8 RAFTER WITH ALUMINUM INSERT	15
2 X 8 PERGOLA CAP	19
2 X 3 1/2 PURLIN HOLDER	15
2 X 3 1/2 FLAT CAP	30
3/4 X 3 PURLIN (STD SPACING)	55
3/4 X 3 PURLIN CAP	110
PVC LEDGER PLATE	1

20' x 32' ATTACHED PERGOLA

SunsetPergolaKits.com

1-800-430-1690

