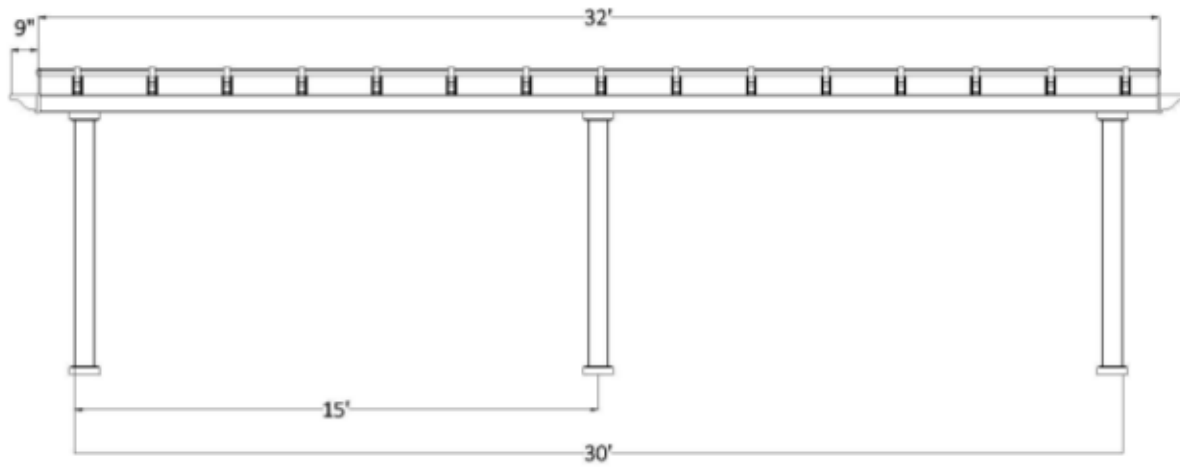


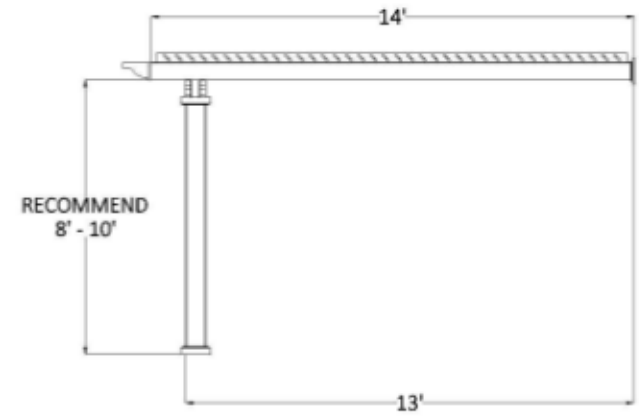
FRONT ELEVATION



Post on Center Measurement

5" Square Post	355"
7" Square Column	349 1/2"
7" Round Column	349 1/2"
10" Round Column	347 3/4"

SIDE ELEVATION



Center of Post to Structure Measurement

5" Square Post	153 1/2"
7" Square Column	150 3/4"
7" Round Column	150 3/4"
10" Round Column	149 7/8"

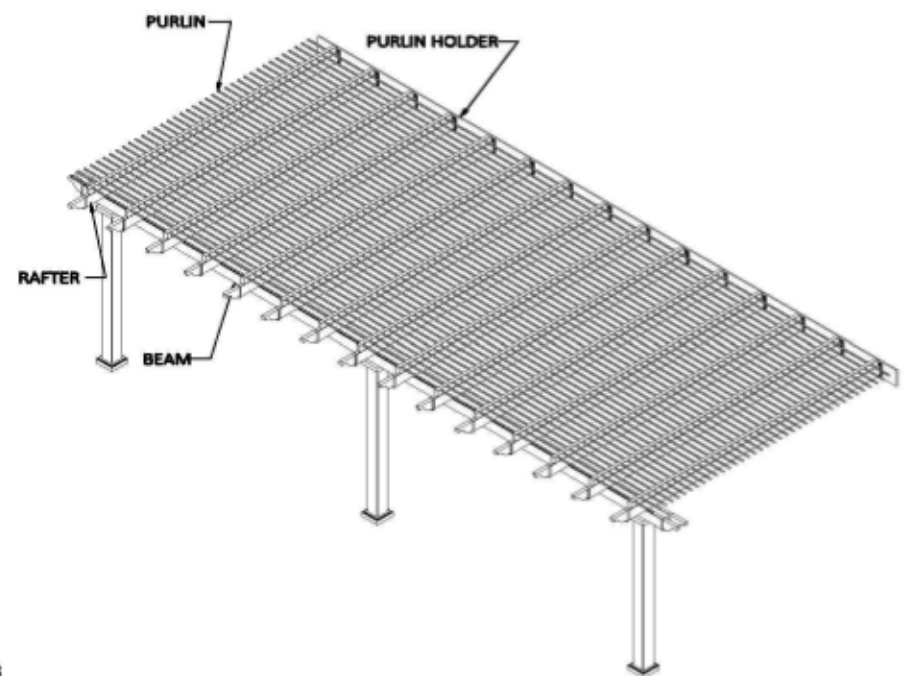

14' x 32' ATTACHED PERGOLA

SunsetPergolaKits.com

1-800-430-1690



PLAN VIEW



STRUCTURAL COMPONENTS

DESCRIPTION	QTY.
7" COLUMN ASSEMBLY W POST MOUNT	6
2 X 6 BEAM WITH ALUMINUM INSERT	4
2 X 6 RAFTER WITH ALUMINUM INSERT	15
2 X 6 PERGOLA CAP	19
2 X 3 1/2" PURLIN HOLDER	15
2 X 3 1/2" FLAT CAP	30
3/4" X 3 PURLIN (STD SPACING)	38
3/4" X 3 PURLIN CAP	76
PVC LEDGER PLATE	1

14' x 32' ATTACHED PERGOLA

SunsetPergolaKits.com

1-800-430-1690

