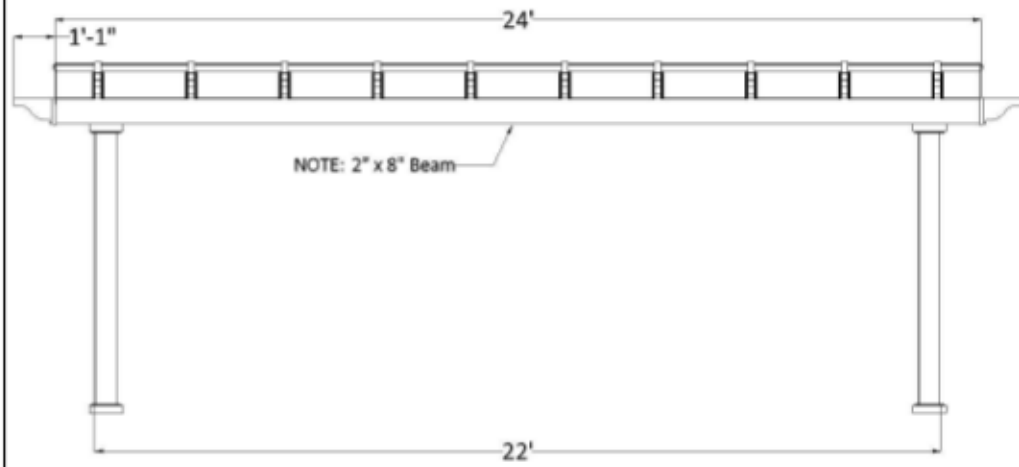


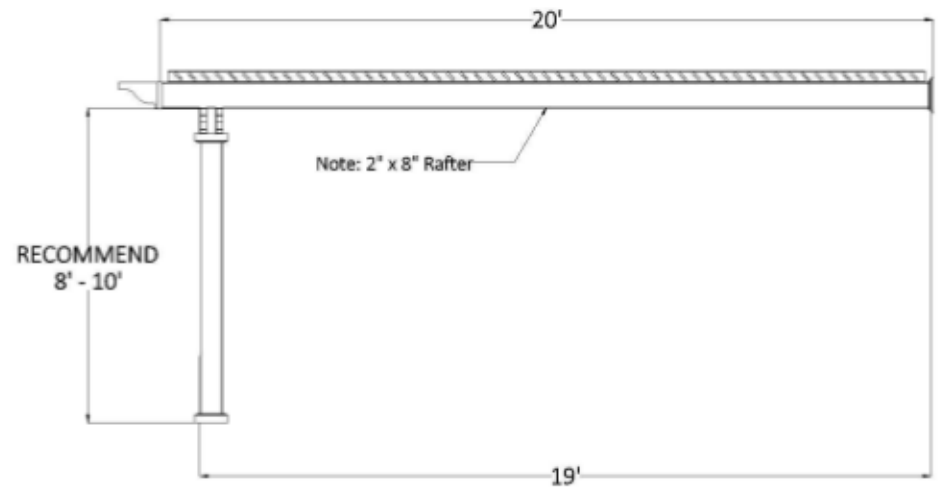
FRONT ELEVATION



Post on Center Measurement

5" Square Post	259"
7" Square Column	253 1/2"
7" Round Column	253 1/2"
10" Round Column	251 3/4"

SIDE ELEVATION



Center of Post to Structure Measurement

5" Square Post	225 1/2"
7" Square Column	222 3/4"
7" Round Column	222 3/4"
10" Round Column	221 7/8"

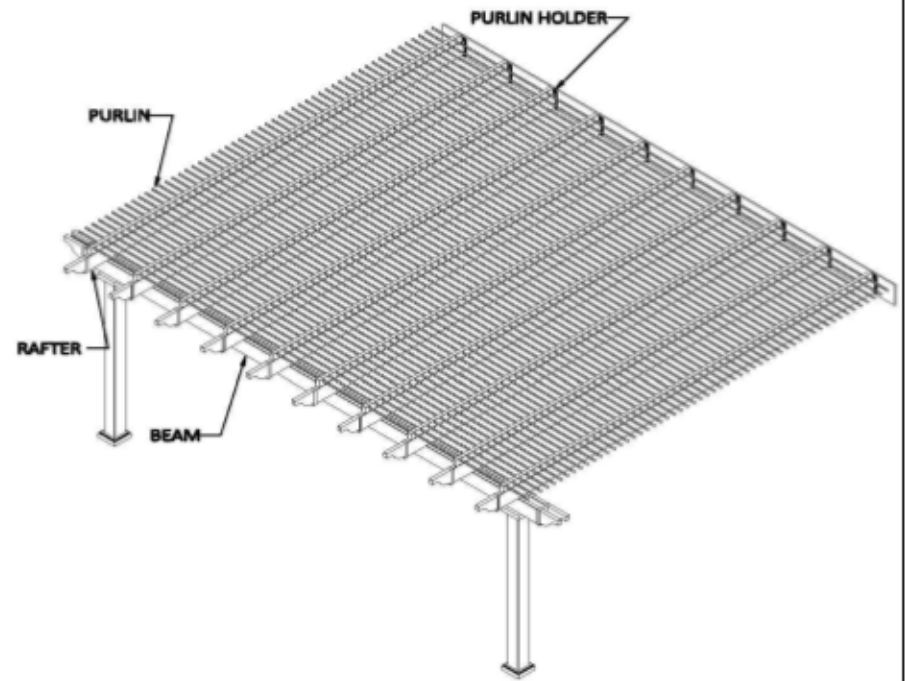

20' x 24' ATTACHED PERGOLA

SunsetPergolaKits.com

1-800-430-1690



PLAN VIEW



STRUCTURAL COMPONENTS

DESCRIPTION	QTY.
7" COLUMN ASSEMBLY W POST MOUNT	2
2 X 8 BEAM WITH ALUMINUM INSERT	2
2 X 8 RAFTER WITH ALUMINUM INSERT	10
2 X 8 PERGOLA CAP	14
2 X 3 1/2 PURLIN HOLDER	10
2 X 3 1/2 FLAT CAP	20
3/4 X 3 PURLIN (STD SPACING)	55
3/4 X 3 PURLIN CAP	110
PVC LEDGE PLATE	1

20' x 24' ATTACHED PERGOLA

SunsetPergolaKits.com

1-800-430-1690

