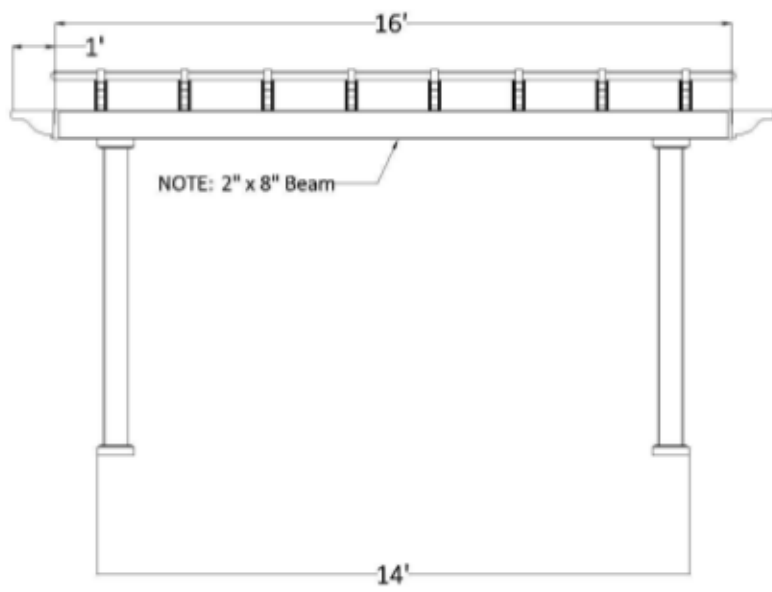


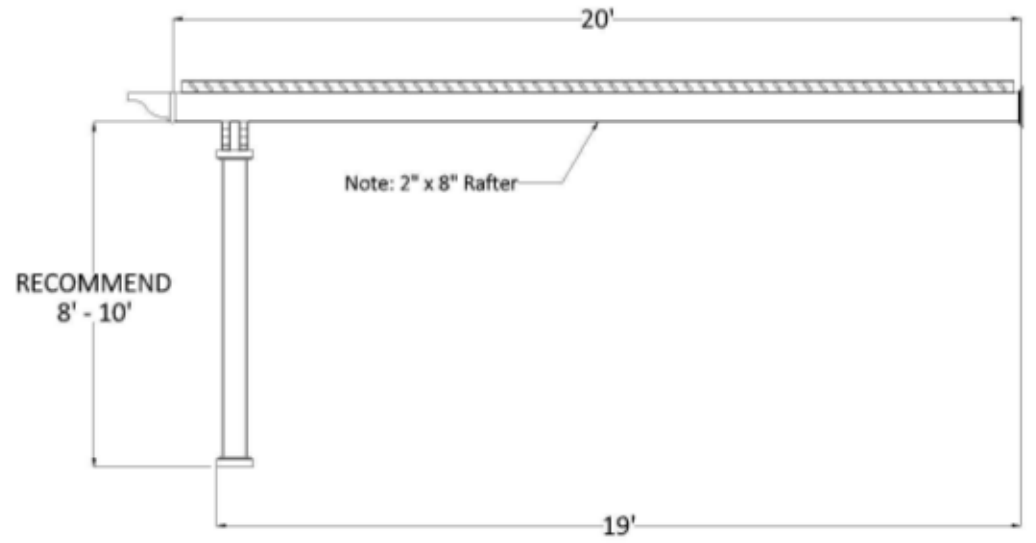
# FRONT ELEVATION



### Post On Center Measurement

5" Square Post	163"
7" Square Column	157 1/2"
7" Round Column	157 1/2"
10" Round Column	155 3/4"

# SIDE ELEVATION



### Center of Post to Structure Measurement

5" Square Post	225 1/2"
7" Square Column	222 3/4"
7" Round Column	222 3/4"
10" Round Column	221 7/8"

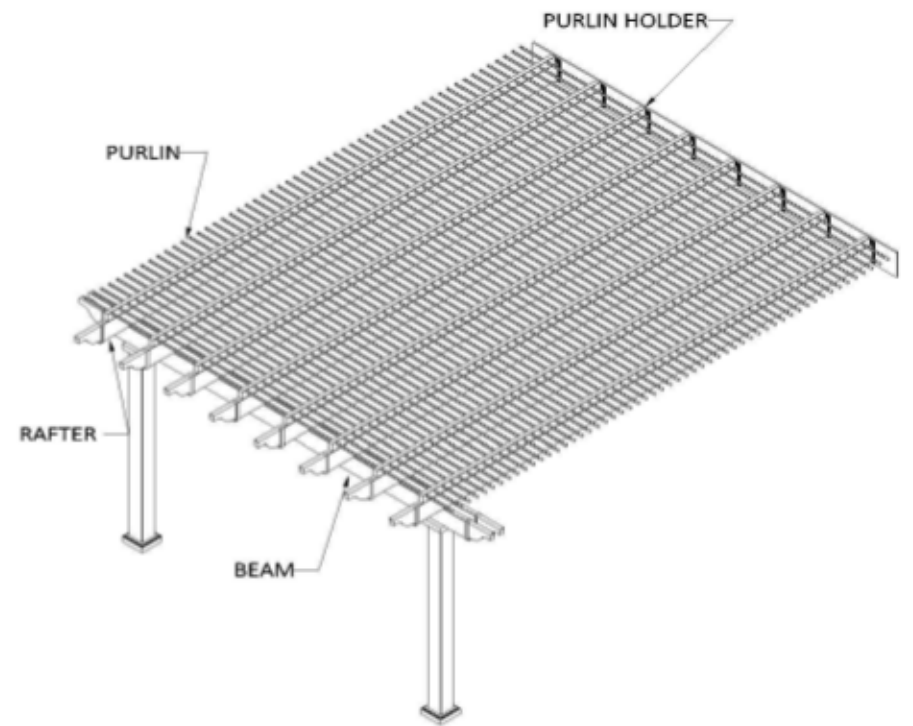

20' x 16' ATTACHED PERGOLA

SunsetPergolaKits.com

800-430-1690



# PLAN VIEW



### STRUCTURAL COMPONENTS

DESCRIPTION	QTY.
7" COLUMN ASSEMBLY W POST MOUNT	2
2 X 8 BEAM WITH ALUMINUM INSERT	2
2 X 8 RAFTER WITH ALUMINUM INSERT	8
2 X 8 PERGOLA CAP	12
2 X 3 1/2" PURLIN HOLDER	8
2 X 3 1/2" FLAT CAP	16
3/4" X 3 PURLIN (STD SPACING)	55
3/4" X 3 PURLIN CAP	110
PVC LEDGER PLATE	1

20' x 16' ATTACHED PERGOLA

SunsetPergolaKits.com

800-430-1690

